

Ngā Tae (Colours)





By Jenny Chapman www.kiwisign.nz

Tae
colour



Ngā Tae (Colours)

By Jenny Chapman www.kiwisign.nz

<p>tae colour</p> 		
		
		
		

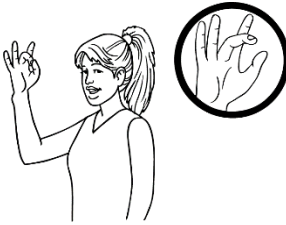











Ngā Tae (Colours)

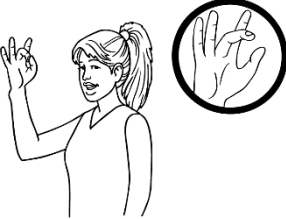











By Jenny Chapman www.kiwisign.nz













<p>tae colour</p> 	<p>kikorangi blue</p> 	<p>kākāriki green</p> 
<p>kōwhai yellow</p> 	<p>karaka orange</p> 	<p>whero red</p> 
<p>pango/mangu black</p> 	<p>paraui brown</p> 	<p>kiwikiwi grey</p> 
<p>māwhero pink</p> 	<p>waiporoporo purple</p> 	<p>mā white</p> 













Ngā Tae (Colours)

By Jenny Chapman www.kiwisign.nz

<p>whetū star</p> 	<p>kikorangi</p> 	<p>kākāriki</p> 
<p>kōwhai</p> 	<p>karaka</p> 	<p>whero</p> 
<p>pango/mangu</p> 	<p>paraui</p> 	<p>kiwikiwi</p> 
<p>māwhero</p> 	<p>waiporoporo</p> 	<p>mā</p> 

<p>whetū star</p> 	<p>kikorangi</p> 	<p>kākāriki</p> 
<p>kōwhai</p> 	<p>karaka</p> 	<p>whero</p> 
<p>pango/mangu</p> 	<p>parauri</p> 	<p>kiwikiwi</p> 
<p>māwhero</p> 	<p>waiporoporo</p> 	<p>mā</p> 

manawa heart 	blue 	green 
yellow 	orange 	red 
black 	brown 	grey 
pink 	purple 	white 

<p>manawa heart</p> 	<p>blue</p> 	<p>green</p> 
<p>yellow</p> 	<p>orange</p> 	<p>red</p> 
<p>black</p> 	<p>brown</p> 	<p>grey</p> 
<p>pink</p> 	<p>purple</p> 	<p>white</p> 

Ngā Tae (Colours)

By Jenny Chapman www.kiwisign.nz



Mā is white,

whero is red,

kākāriki is green



Pango is black,

mangu is too,

a, e, i, o, u



Kōwhai yellow,

paraui brown,

kikorangi is blue



karaka is our orange,

a,e,i,o,u

He aha te tae? What colour is it?

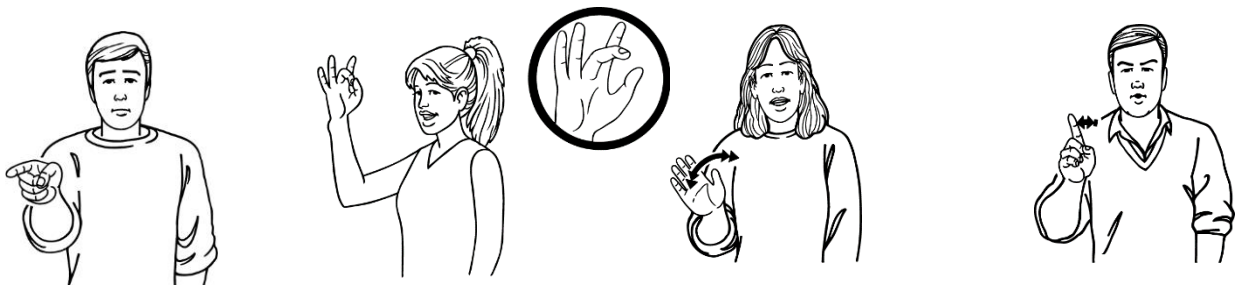


it

colour

what?

He aha te tae o tēnei whetū? What is the colour of this star?



it

star

colour

what?

Ideas for use:

This simple resource can be used in so many ways! Here's just a few, but don't be limited by them!

remember to encourage using te reo Māori and practising the NZSL signs, not just naming them 😊
Using Ngā Reo E Toru is about connection – not just “learning words.”

- If you are unsure about how to demonstrate any NZSL sign, PLEASE go to the website for the NZSL Online [Dictionary](http://www.nzsl.org.nz) and check the video example; e.g [star](http://www.nzsl.org.nz)
- Even better, invite someone from the Deaf Community in to share NZSL with you! Contact www.deaf.org.nz for a list of NZSL tutors in your area and other amazing resources
- Make cards into a matching game; e.g matching te reo Māori with the NZSL
- Play “go fish” with all the cards
- Print off a double set and play “memory”
- Enlarge and display around the centre/classroom
- Make a display for children to interact with and identify colours in all three languages
- Colour the pictures in – use the NZSL to help the child read the te reo Māori & English
- **Sign the Sign a Rainbow** colour song together from *First Signs* – [link here](http://www.kiwisign.nz)
- Sing and sign the “Mā is White” colour song – [link here](http://www.kiwisign.nz)
- Make a booklet
- Play Charades by using the stack of cards to pull out of a hat and do the NZSL and get the other kids to guess
- Play question and answer games using the sentences provided.
- Try this online colour activity from NZSL Online Dictionary website – [Link here](http://www.nzsl.org.nz)
- If older children show a particular interest in learning more NZSL, here is a fantastic FREE online course <http://www.learnnzsl.nz/#/id/co-01>
- Encourage teachers to investigate finding a qualified NZSL tutor or te reo Māori teacher and take lessons!
- If you would like to share more “Ngā Reo E Toru – Our Three Languages” with children, please look at my board books on my website www.kiwisign.nz/shop



- This FREE resource was created by Jenny Chapman www.kiwisign.nz
- Te Reo Māori edited by Kataraina Smith
- NZSL edited by Theresa Cooper
- NZSL images used with permission from The NZSL Online Dictionary <http://nzsl.nz>
- This work is licensed under the Creative Commons Attribution-NonCommercial-ShareAlike 3.0 Unported License. To view a copy of this license, visit <http://creativecommons.org/licenses/by-nc-sa/3.0/> or send a letter to Creative Commons, PO Box 1866, Mountain View, CA 94042, USA.